



★ ★ ★ ★
 ★ **MAKE** ★
YOUR RUBBER
 ★ **LAST** ★

- Rinse rubber nipples at once after using. The butterfat in milk, if absorbed by the nipple will make it soften sooner.



-To disinfect

- Pour a little water into a kettle with a wire rack.
- Wrap nipples in clean gauze and put into the steaming kettle.... cover tightly.
- Let boil for 5 minutes.... remove and cool quickly.



- Spread the rubber sheet and scrub with soap and warm water.
- Rinse well.... wipe dry with a cloth or hang in a cool airy place.



- Dust the surface with talcum or cornstarch before folding.





- Clean the surfaces to be joined. Roughen with sandpaper or other abrasive.

- Coat with rubber cement. Let stand a few minutes.... then put on a second coat.

★ ★ ★
★ ★ ★
★ **MAKE** ★
YOUR RUBBER
★ **LAST** ★

Mend it...

"COLD PATCH METHOD"

- Press patch on firmly.
- Hold by weight or clamp until it is well set.



- Remove Holland cloth from a piece of inner tube patching.
- Put the patch on carefully.... do not try to change its position once you have placed it.





Garments made of rubber thread



Raincoats

- Handle gently when washing.
- Roll in towel or cloth.
- Hang to dry, away from sun or heat.


- Remove oil and grease spots with soap and warm water.
- If necessary, sponge lightly with a dry-cleaning fluid.

★ ★ ★ ★ ★
MAKE ★ ★ ★
YOUR RUBBER ★ ★ ★
LAST ★ ★ ★
 ★

- Wash overshoes with soap and water.
- Dry away from heat.
- Stuff loosely with wadded paper.... store in a dark cool place.



HELP BRING THEM BACK TO YOU!



Find time for war work

Raise and share food

Walk and carry packages

Conserve everything you have

Save 10% in War Bonds

MAKE YOURS

A VICTORY HOME!

day


**MOSQUITO PROOF
YOUR HOME**



***I WASN'T
KEPT OUT, SO I
SPREAD MALARIA
ALL ABOUT!***



Always




**OH BOY!
WHAT A BREAK,
THIS IS WHERE
I COME IN!**

**KEEP OUT MALARIA MOSQUITOES
REPAIR YOUR **TORN** SCREENS**

Long

SPRAY TO KILL



**MALARIA MOSQUITOES
HIDE IN YOUR HOME**

U. S. GOVERNMENT PRINTING OFFICE : 1948-O-516159


Federal Security Agency
U. S. PUBLIC HEALTH SERVICE

LOWER YOUR LIGHTS


DON'T BLIND ONCOMING TRAFFIC!



**THIS
DRIVER
CAN'T SEE**



**BOTH
DRIVERS
CAN SEE**



THIS LITTLE SHIP CLOSED ITS
HATCHES AND DOORS....

THIS LITTLE SHIP FORGOT,

**LUBBERS
DON'T LIVE!**



THE WATER-TIGHT SHIP
OUTFOUGHT A SUB-



THE OTHER, ALAS, DID NOT!



OH PAUSE IN MEMORY
OF "MAG" WHITE



IN DARKENED SHIP HIS FAG
WAS BRIGHT

LUBBERS DON'T LIVE!



A PASSING SUB-MOST IMPOLITE -



SOON SAW THE LIGHT
(NOW SO HAS WHITE!)



ALL HEAVE A SIGH
FOR GUNNER KNIGHT



SHED FLASH-PROOF CLOTHES
BEFORE THE FIGHT


LUBBERS DON'T LIVE!



"I WONT NEED THAT!" THEY
HEARD HIM BOAST



HE'S CRISPER NOW THAN
WHOLE-WHEAT TOAST



OH MOURN ALOUD FOR THESE TWO LADS WHO STROLLED TOPSIDE LIKE KINGS

LUBBERS DON'T LIVE!



HOPE YOU
REMEMBERED
THE COTTON...

THEY CAME TO SEE THE TURRETS FIRE...(NOW BOTH HAVE EARNED THEIR WINGS)



OH LEARN A LESSON
FROM JOE GOTCH



WITHOUT A LIFE BELT
HE STOOD WATCH

LUBBERS DON'T LIVE!



"ABANDON SHIP" GAME
OVER THE PHONES



HE NOW RESIDES
WITH DAVEY JONES



OH SHED A TEAR FOR SEAMAN STEVE- IN NEW YORK HE WAS OVERLEAVE

LUBBERS DON'T LIVE!



NOW JUST BECAUSE OF BROOKLYN BELLES- HE MUSTERS WITH THE P.A.L.'S



1



2



3

LUBBERS DON'T LIVE!



4



5



6

ADOLPH'S LITTLE HELPERS **NUMBER 1001**

The Part-Time Lookout



A BOASTFUL YOUNG SALTY WAS SEAMAN McBRIDE
DURING GALES HE WOULD WALK ON THE WINDWARD SIDE

**LUBBERS
DON'T LIVE!**



UNTIL ONE STORMY NIGHT HE STROLLED OUT OF THE LEE...
(HIS EFFECTS WILL BE AUCTIONED AT QUARTER TO THREE)



OH HEED THE FATE OF WHISTLIN' JOE!
FORGOT THE LIFE LINES WERE SO LOW.

LUBBERS DON'T LIVE!



BACK HOME THE WAGS WERE HIS PET RAVE,
BUT HE WENT OVERBOARD FOR A WAVE!

SLRB... GRMPH... LCP...



OH HEAVE A SIGH FOR LOOKOUT JONES
HE COULDN'T TALK ON BATTLE PHONES

REPEAT...?




A SUB APPEARED-HE SAW IT, TOO...
ALAS, THE WORD DID NOT GET THRU

LUBBERS DON'T LIVE!



LET'S HEAVE A SIGH FOR GUN CREW EIGHT-
IN EVERY DRILL THEIR WORK WAS GREAT,
'TILL SOMEONE TIED GUN COVERS TIGHT-
THEN KNOTS WERE FUMBLLED THRU THE FIGHT!



OH WEEP LONG AND LOUD FOR A TALKER NAMED GREY
WHO FORGOT TO RECAP HIS JACKBOX ONE DAY

LUBBERS DON'T LIVE!

CONTROL
CONTROL
D-STAR???
THESE
PHONES!



IT RAINED ALL THAT NIGHT AND GREY WAS ASTONDED
NEXT DAY, WHEN HE FOUND THAT HIS CIRCUIT WAS GROUNDED!

SHORT STORY



OPEN DOOR...



NAZI SCORE...

**LUBBERS
DON'T LIVE!**



WATERS ROAR...



SWIM FOR SHORE...



A NICOTINE HOUND FROM THE FARM
THOUGHT "A SMOKE AFTER TAPS
WILL NOT HARM"




HE DID NOT PAY HEED TO THE
SPARKS FROM HIS
WEED...


LUBBERS DON'T LIVE!



(THAT LOUD NOISE IS THE FIRE ALARM!)




**WE PAUSE TO MOURN FOR
SEAMAN MOORE**



**HE FAILED TO CLOSE A
WATER-TIGHT DOOR**

LUBBERS DON'T LIVE!



**A MINE THAT NIGHT SENT
THE SHIP BENEATH FOAM**




**NOW HE NEVER WILL GET ALL
HIS SOUVENIRS HOME**

"LUCKY FOR ME.



...THE STUFF YOU MADE
GOT THERE IN TIME!"



“Lumber production is falling behind our war needs. To save American soldiers’ lives, we must provide the lumber our armed forces need—now!”

R. P. [Signature]

UNDER SECRETARY OF WAR



MAINTAINING WAR WORKERS' MORALE



A WELL-QUALIFIED SUPERVISOR



A GARANTEED REST PERIOD . . .



AND A PLEASANT REST ROOM



A SNACK IN THE REST PERIOD . . .



AND A REFRESHING DRINK



FIRST AID COURSE FOR WOMEN



A RELAXING MOVIE FOR THE NIGHT SHIFT



NEW WORKERS MET BY THE Y. W. C. A. . . .



AND ASSISTED IN TRAINING ROOM

YOUR COMMUNITY can sponsor a school lunch program for its children





Photo Courtesy: [unreadable] Photo No. 11

**Let's get to work to
MAKE AMERICANS STRONG**

YOUR COMMUNITY can work for low-cost ways of selling needed foods





Walter P. Reuther, National A. F. of L. (left) Photo 10-11

**YOUR COMMUNITY
can use many ways
to teach family food needs**



**YOU CAN PLAN
and prepare
balanced meals for your family**


**YOU CAN LEARN
best ways to can
and store the foods you need**





**YOU CAN USE
the land you have
to grow the foods you need**

THESE BUILD STRENGTH
meals that are ample
meals well prepared
meals rich in protective foods



THERE'S DANGER
when people tire too easily
when minds are slow to think
when bodies can't fight disease







Photo by American Red Cross © 1970


THESE BREED DANGER
meals that are too meager
meals poorly prepared
meals low in protective foods




© 1998 American Express Company. All rights reserved. Page No. 1

SOME CAN'T BUY
Some don't know
Some don't try

MILLIONS
now don't get
the food they need





**You can help
MAKE AMERICA STRONG**

Make every minute count-
we have no time to lose!

ADMIRAL ERNEST J. KING
COMMANDER IN CHIEF U.S. FLEET



AVOID TIME OFF!

AVOID TIME OUT!

Don't ^{SLOW} Give Up the Ship!

MAKE EVERY 'SECOND' COUNT...



EAT IT UP!



ARMY CONSERVATION PROJECT NO. 100-100

U.S. GOVERNMENT PRINTING OFFICE: 1945

THIS POSTER WILL BE DISPLAYED IN ARMY HALLS ONLY

A man with dark hair and a serious expression has a white bandage wrapped around his eyes. He is wearing a dark blue or black collared shirt. The background is dark and textured.

AMERICA
is the loser, too-

*when avoidable
accidents stop
production*

THE U.S. ARMY *says*—

"Make Haste Safely"



IN THE HOME

ON THE HIGHWAY

IN THE PLANT

THE U.S. ARMY SAYS...

"MAKE HASTE SAFELY"

Make his Nightmare come true!

NOW WE'RE GONNA
MINE AND SMELT
STILL MORE METAL
FOR TANKS
AN' SHIPS
AN' GUNS



© 1945
L. B. MURPHY



MAKE LADDERS SECURE



TIE TO ALL UNSTABLE SUPPORTS



INSTALL PROPER SHOES FOR NON-SLIPPING



BLOCK OFF TRAFFIC & HAVE LADDER HELD



NAIL IN PLACE ON CONSTRUCTION JOBS

Set them at about 75° from horizontal

NAVY DEPARTMENT SAFETY POSTER

make our men
as fit as our
machines



regular physical check-ups... with blood tests

The illustration shows a dark silhouette of a human torso with white anatomical lines representing muscles, nerves, and internal organs. Two small figures in white medical coats and caps stand inside the torso, appearing to examine the internal structures. A red starburst graphic is located on the right side of the lower half of the illustration.



MAKE THIS COME TRUE!

BUY BONDS

the G.I. way!



MAKE THIS PLEDGE:

I pay no more than top legal prices

I accept no rationed goods

without giving up ration stamps





MAKE YOUR OWN

Declaration of War

Secretly printed by the United States of America.

At the First Session

Began and held at the City of Washington on Friday, the third day of January, one thousand nine hundred and forty-one

JOINT RESOLUTION

Declaring that a state of war exists between the Imperial Government of Japan and the Government and the people of the United States and making provisions to prosecute the same.

Whereas the Imperial Government of Japan has committed unprovoked acts of war against the Government and the people of the United States of America: Therefore be it

Resolved by the Senate and House of Representatives of the United States of America in Congress assembled, That the state of war between the United States and the Imperial Government of Japan which has thus been thrust upon the United States is hereby formally declared; and the President is hereby authorized and directed to employ the entire naval and military forces of the United States and the resources of the Government to carry on war against the Imperial Government of Japan; and, to bring the conflict to a successful termination, all of the resources of the country are hereby pledged by the Congress of the United States.

Samuel Rayburn
Speaker of the House of Representatives

Charles McNair

Charles McNair
Vice President of the United States and
President of the Senate


Dec 5th 1941 4.10 p.m. E.S.T.
Franklin D. Roosevelt

BUY WAR BONDS



★ ★ ★
★ ★ ★
★ **MAKE** ★
★ **YOUR RUBBER** ★
★ **LAST** ★

- Keep the cord of electric iron or other appliance away from the heat when using.



- Release pressure on rolls of wringer after each washday.
- Wipe rolls clean and dry before putting away.
- Remove stains with cloth moistened with dry-cleaning fluid.



*- Hot water bottles,
ice packs, syringes*

- Drain and dry thoroughly away from heat.
- Inflate wrap in paper or place in original box.
- Store in cool place.

DON'T DO THIS...



or **THIS...**



or **THIS...**



★ ★ ★ ★ ★
★ **MAKE** ★ ★
YOUR RUBBER
★ **LAST** ★

*Watch out
for these
enemies!*

HEAT weakens, cracks,
and quickly takes the life out
of rubber.

SUNLIGHT harms the
rubber in most household articles.

OIL AND GREASE
rubber absorbs oil or grease—
then swells and becomes weak.
Remove oil or grease as soon
after contact with rubber as
possible.