



WATCH FOR THESE MARKS* THEY MEAN **SYNTHETIC RUBBER**

* On a tire a red circular spot bearing the letter "S" and a number, and a red or blue stripe around the base of a tube show synthetic rubber is used.

HOW TO INSTALL SYNTHETIC TIRES

1. Remove rust and scale from rim—an important first step.
2. Remove dirt and grit from inside of casing, and check inside and out for cuts, breaks, rough spots, nails, glass, and the like.
3. Inflate tube only to a point where it starts to round out.
4. Dust the tube completely with talc or soapstone.
5. Insert tube in casing and mount on rim. Be careful not to pinch, pull, or tear tube.
6. If flaps are used, dust them completely with talc or soapstone, and make sure they are centered and free from wrinkles.
7. On drop center rims, be sure beads are out of well before inflating.
8. Inflate tire partially. Then deflate to ease localized strains and permit tube to readjust itself. Then inflate to specified pressure. This new two-step inflation procedure is of vital importance.
9. Measure tire for size. Remember, dual tires and all "drives" tires must not vary by more than 3/4 inch in circumference or 1/8 inch in diameter.
10. Install tire on vehicle. Observe mounting instructions for directional tires.

HOW TO MAINTAIN SYNTHETIC TIRES

1. Keep tire pressures exact at all times.
2. Watch for cuts or breaks, and for rapid wear due to wheel misalignment.
3. Have tires repaired or recapped in time.

HOW TO DRIVE ON SYNTHETIC TIRES

1. Do not drive faster than 35 miles per hour.
2. Do not overload vehicles.
3. Steer around rocks, ruts, curbs and other obstructions.
4. Drive smoothly. Avoid quick starts, stops and skidding.

SAVE

Synthetic rubber tires and tubes will give long life and dependable service provided you install, maintain, and operate them according to these special instructions



WATCH OUT! Dont let "the little Birds"
Snap up your confidential words.
Important things in alien ears
May bring an aftermath of tears.
In plainer words, and this may cut,

On Secret Things

KEEP

YOUR

MOUTH

SHUT.

WATCH OUT FOR

FIRE



C.A.A. WAR TRAINING SERVICE

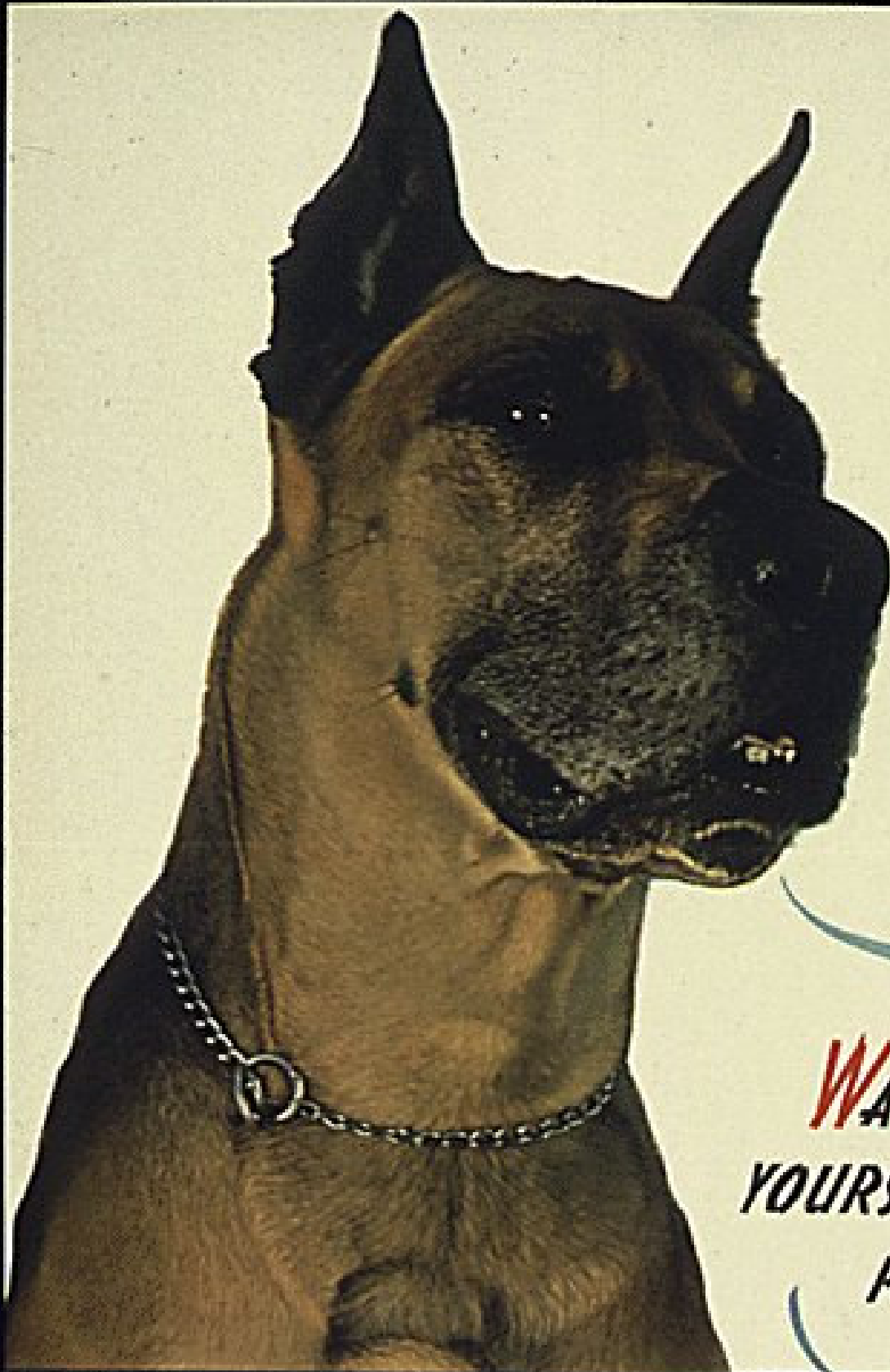
**SAVE LIVES
SAVE PLANES
KEEP 'EM FLYING**

DEPARTMENT OF COMMERCE



CONSERVE FOOD!





*WATCH
YOURSELF
PAL!*

BE *Careful* WHAT YOU SAY OR WRITE!



**WE ARE BUILDING THIS DAM
TO MAKE THE POWER
TO ROLL THE ALUMINUM
TO BUILD THE PLANES
TO BEAT THE RATS**

WE ARE COOPERATING

With the 15,000,000 women who are keeping
THE HOME FRONT PLEDGE




- **WE COLLECT RATION POINTS FOR ALL RATIONED FOODS**
- **WE SELL AT CEILING PRICES – OR LESS**



**We are fighting
the Axis**

NOT EACH OTHER




WAKE UP AMERICA!

BUY MORE DEFENSE STAMPS NOW!

ON SALE AT ALL *Whelan Drug Stores*, BANKS AND ELSEWHERE

DON'T LET THEM COME UP BEHIND YOU!



**WALK
FACING
TRAFFIC**



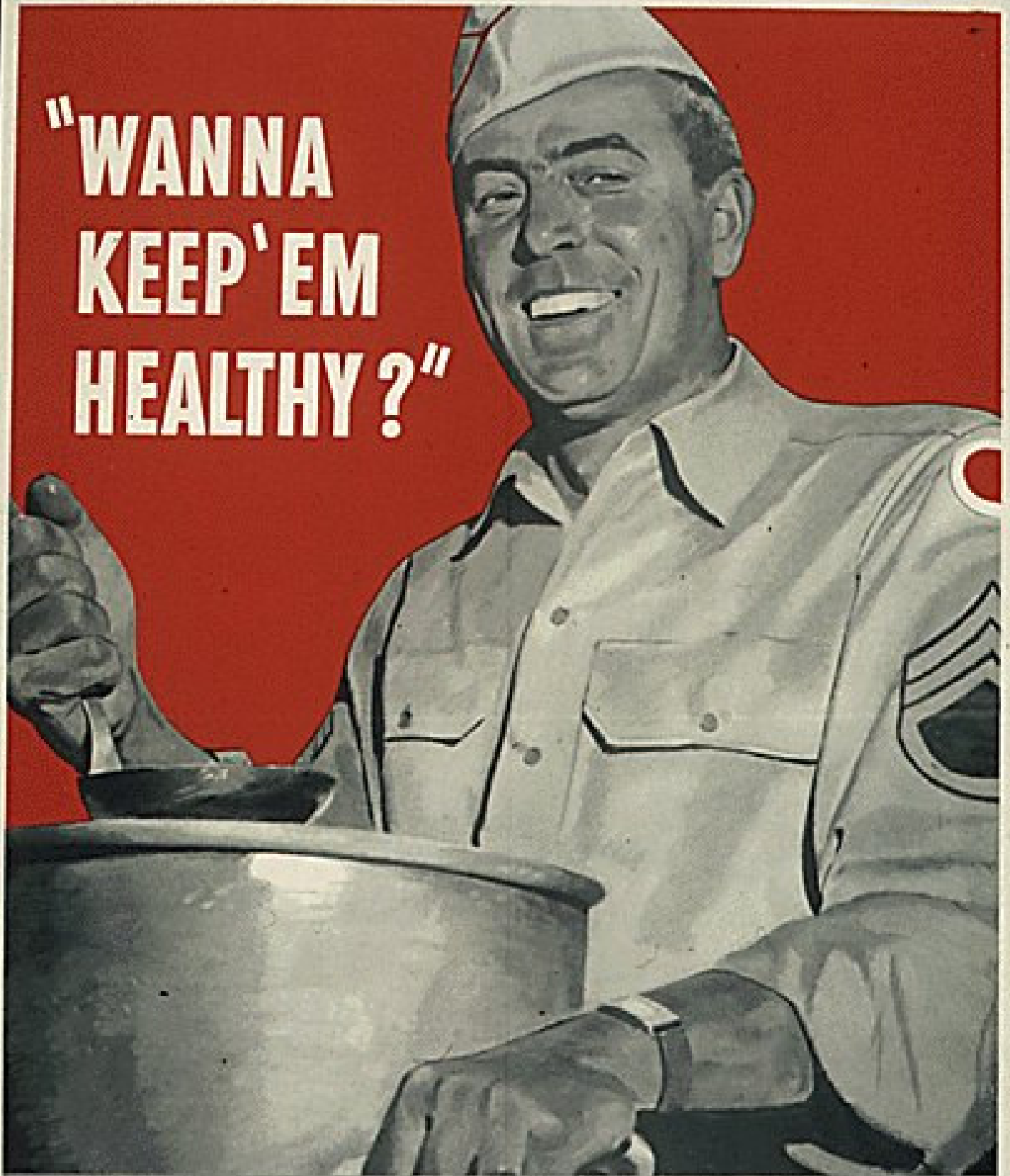
...WHERE THERE ARE NO SIDEWALKS

U. S. G. No. 148
Copyright 1945
American Automobile Association
Traffic Department, 1500 K Street, N.W.

"VICTORY HEROES" SERIES

Approved by War Relocation Authority
Approved by War Relocation Authority

**"WANNA
KEEP 'EM
HEALTHY?"**



OVERCOOKING

DESTROYS VITAMINS!



WANNA KNOW MY SECRET?



Careful seasoning!





*Want a
Second Front?*

**Then build the
Fighting Ships!**

SHIPS MEAN VICTORY

**WANTED BY YOUR
GOVERNMENT**



WANTED - FIGHTING DOLLARS



**MAKE EVERY PAY-DAY
BOND-DAY**

Tom Wilkinson



**UNITED STATES
DEFENSE
BONDS • STAMPS**

Ask about our payroll savings plan

WANTED!

for SABOTAGE




FIREBUG FERDIE

WAR DEPARTMENT
BUREAU OF SUPPLY
OFFICE OF THE PROVOST MARCHAL GENERAL

WANTED!

for SABOTAGE



WISE-GUY JOE

WAR DEPARTMENT
Bureau of Supply
Office of the Provost Marshal General

WANTED!

for SABOTAGE



© 5-06-Low

NIGHT-OWL HARRY

WAR DEPARTMENT
BUREAU OF SUPPLY
OFFICE OF THE PROSECUTING GENERAL

AN OFFICIAL WAR
MESSAGE—

WAR

Give ^{\$}3 - Get ^{\$}4

BONDS



WANTED **MORE NAVY NURSES**

Be a commissioned officer in the U. S. Navy

For information write: The Surgeon General, Navy Dept., Washington, D. C.

**WANTED
NOW**

**10,000 MEN
and WOMEN
to be given free
training for war
industry**

Inquire at your nearest office of
U.S. EMPLOYMENT SERVICE
in New Jersey

They give their lives... You lend your money

WANTED!

**13 BILLION
FIGHTING
DOLLARS
FOR OUR
FIGHTING
MEN**

★ **2ND WAR LOAN** ★

**BUY MORE WAR BONDS
AND STAMPS ★★ ★ NOW**

AN OFFICIAL WAR
MESSAGE—

WAR

Give \$3 - Get \$4

BONDS

War Against FIRES OF WAR



WITH THE **FIRE GUARD**

JOIN AT CIVILIAN DEFENSE VOLUNTEER OFFICE



War Bonds
ARE CHEAPER THAN WOODEN CROSSES
BUY MORE THROUGH PAY ROLL SAVINGS

WAR BONDS

A GOOD WAY TO SAVE

SOLD HERE






Exclusive Showing for War Workers



"WAR DEPARTMENT REPORT"

An Official Motion Picture
Packed with Actual Combat Scenes



APPROVED AND RECOMMENDED BY



WAR

DON'T WASTE



TIME

ALBER

WAR EMERGENCY

IN _____ COUNTY!

FARM WORKERS NEEDED NOW
TO HELP FEED FIGHTING MEN!



Serve your country in the
U.S. CROP CORPS

NOTE TO AGENT AND EDITOR: This layout is designed for use with the crop (shown in separate sets) for the war emergency and should be used with the "CONDITION" add. This is NOT available as set form.

Give to your
WAR FUND



**For Our Own—
For Our Allies**

WAR INDUSTRIES



AIROAFT-ASSEMBLY LINE WORKERS




SHIPYARD-BOLT CUTTING MACHINE OPERATORS



GAS-DRILL PRESS OPERATOR



AMMUNITION INSPECTOR



STEEL MILL TRAINING



GANG-FINISHING AND INSPECTING PARTS



STEEL WORKERS




GANG-INSPECTING RIFLE CLOSING FLUGS



MACHINE INSPECTOR

WAR PLANTS NEED **CORN!**



MOVE YOURS TO MARKET

GRACE LINE



WAR SERVICE TODAY...
with faith in a Greater Tomorrow!

WARNING

ALIENS

Law and regulation require that employers obtain the prior written consent of the Secretary of War or Secretary of the Navy before Aliens may be employed on aeronautical, confidential or restricted War or Navy Department contracts.



ALIENS OBTAINING EMPLOYMENT ON THE ABOVE MENTIONED CONTRACTS

- a. by deliberately giving false information as to citizenship, or
- b. by deliberately concealing, misrepresenting or falsifying any material fact,

ARE PUNISHABLE BY \$10,000 FINE, TEN YEARS IMPRISONMENT, OR BOTH

WARNING

This plant is a national defense premise within the meaning of the Federal Sabotage Act. The attention of all persons is therefore directed to the Federal laws concerning sabotage, espionage, and other related matters. By these laws the following acts, among others, are declared to be crimes against the United States and are punishable by fine of not more than \$10,000 or imprisonment for not more than 10 years, or both, or, in the case of unlawfully disclosing information affecting national defense, by death or by imprisonment for not more than 30 years:

1. Deliberately injuring, interfering with, or obstructing the national defense of the United States by injuring or destroying or attempting to injure or destroy any national defense material, national defense premises, or national defense utility.
2. Deliberately injuring, interfering with, or obstructing the national defense of the United States by unlawfully making or causing to be made in a defective manner any national defense material or any article used in the making or repairing of any national defense material.
3. Entering on national defense premises for the purpose of obtaining information respecting the national defense with intent or reason to believe that the information is to be used to the injury of the United States or to the advantage of any foreign nation.
4. Obtaining or attempting to obtain or aiding in obtaining information respecting the national defense with intent or reason to believe that the information is to be used to the injury of the United States or to the advantage of any foreign nation.
5. Negligently permitting documents containing information relating to the national defense to be removed from their place of custody or delivered to anyone in violation of a trust.
6. Disclosing information affecting the national defense with intent or reason to believe that it is to be used to the injury of the United States or to the advantage of any foreign nation.
7. Conspiring to obtain or disclose information affecting the national defense with intent or reason to believe that it is to be used to the injury of the United States or to the advantage of any foreign nation.
8. Photographing of, drawing, or reproducing, selling, publishing, or giving away of pictures or drawings of installations or equipment in any place handling defense materials. [Title 50, United States Code, sections 31-45; 101-106.]

ALIENS

No aliens employed by a contractor for furnishing aircraft or on secret, confidential, or restricted contracts shall have access to the plans or specifications or work under such contracts or participate in contract trials without the written consent beforehand of the head of the department concerned. Any person who willfully violates or permits the violation of this requirement is subject to penalties of not more than \$10,000 fine, or imprisonment for not more than 5 years, or both. Application for written consent must be made by employers only.

Any alien who obtains employment on secret, confidential, or restricted Government contracts by willful misrepresentation of his alien status or who makes such willful misrepresentation while seeking such employment, is subject to penalties of not more than \$10,000 fine, or imprisonment for not more than 5 years, or both. [Title 10, United States Code, section 310 (j); 54 Stat. 676, section 11.]

Any person having evidence of the violation of any of these laws is requested to report it immediately to the nearest office of the Federal Bureau of Investigation, located at _____

_____ or directly to the Department of Justice, Washington, D. C.

WARNING from the **FBI**

The war against spies and saboteurs demands the aid of every American.

When you see evidence of sabotage, notify the Federal Bureau of Investigation at once.

When you suspect the presence of enemy agents, tell it to the FBI.

Beware of those who spread enemy propaganda! Don't repeat vicious rumors or vicious whispers.

Tell it to the FBI!



J. Edgar Hoover
J. Edgar Hoover, Director
Federal Bureau of Investigation

The nearest Federal Bureau of Investigation office is listed on page one of your telephone directory.

WARNING!



**OUR HOMES ARE
IN DANGER NOW!**



WARNING

The Federal Sabotage Act applies to these premises. The attention of all persons is therefore directed to the Federal laws concerning sabotage which prescribe severe penalties for violation thereof.

SABOTAGE

**THE FOLLOWING ACTS, AMONG OTHERS, ARE
CRIMES AGAINST THE UNITED STATES,
PUNISHABLE BY 30 YEARS' IMPRISONMENT,
\$10,000 FINE, OR BOTH**

500 U. S. C. 100-100

a. Deliberately doing any act which may injure, interfere with, or obstruct the United States or any allied nation in carrying on the war, by injuring or destroying war material, war premises, or war utilities.

b. Deliberately injuring, interfering with, or obstructing the United States or any allied nation in carrying on the war, by making or causing to be made in a defective manner, any war material or any article used in the making or repairing of any war material.

TREASON IS PUNISHABLE BY DEATH!

Warning: These
enemies are still
lurking around.

U.S. NAVY
YARD
→
U.S. ARMY
CANTONMENT
→













TRANSIENTS



— WARNING —

TO MEN WITH FORMER SERVICE

DO NOT HIDE ANY OF YOUR FORMER DISCHARGES OR PRIOR SERVICE FROM THE RECRUITING OFFICER. YOUR FINGER PRINTS WILL BE SENT TO THE WAR DEPARTMENT AND COMPARED WITH YOUR FINGER PRINTS MADE ON OTHER ENLISTMENTS. YOU CANNOT "FRAUD UP" WITHOUT GETTING CAUGHT AND PROBABLY PUNISHED.

FINGER PRINTS.				
A. S. (Do not read on the left of the line)		Classification No.		
RIGHT HAND				
1. Thumb	2. Index	3. Middle	4. Ring	5. Little
				
The thumb and index		The middle and little		
LEFT HAND				
6. Thumb	7. Index	8. Middle	9. Ring	10. Little
				
The thumb and index		The middle and little		
LEFT HAND		RIGHT HAND		
				

TELL THE RECRUITING OFFICER THE TRUTH. IF YOUR CASE IS WORTHY HE WILL APPLY TO THE ADJUTANT GENERAL FOR SPECIAL AUTHORITY TO REENLIST YOU.

Warning!

VENEREAL DISEASES

SYPHILIS

GONORRHEA



LEARN HOW TO PROTECT YOUR
FAMILY *and* COMMUNITY FROM THEM

WARNING!

* * * **Whoever, in time of war, with intent that the same shall be communicated to the enemy, shall collect, record, publish, or communicate, or attempt to elicit any information with respect to the movement, numbers, description, condition, or disposition of any of the armed forces, ships, aircraft, or war materials of the United States * * *** or intended for the fortification or defense of any place, or any other information relating to the public defense, which might be useful to the enemy, **shall be punished by death or by imprisonment for not more than thirty years.**

A. R. 380-5-Sec. (X-Par. 69-b(b)). Sec. 2, Title I, act June 15, 1917 (40 Stat. 218); 50 U. S. C. 32; M. L. 1939, sec. 2182.

Military Intelligence Division, War Department

Office of Naval Intelligence, Navy Department

Federal Bureau of Investigation, Department of Justice



WARTIME PORK RECIPES

IMPORTANT! HOW TO ORDER

All items shown are free and easy to prepare from your own selections or by writing to **Warfare Meat Institute, 10 E. Van Ness St., Chicago.** Be sure to order by form number shown under each card. Get your newspaper or journal to read off a quantity of pounds of meats you prefer. They will quote their pounds in figures so you can check them up. Additional copies of this catalog are available.

WARTIME MEAT RECIPES **BRAISED PORK LIVER and Bacon**

1 lb. pork liver **1/2 cup butter**

1/2 lb. salted bacon, sliced and chopped fine with fat and onion
1/2 cup onion, chopped
1/2 cup green peas
1/2 cup milk
1/2 cup water
Salt and pepper

Put pork liver in a frying pan and cook over medium heat until browned. Add butter and bacon. Cook until butter is melted. Add onion, peas, milk and water. Simmer for 15 minutes. Season with salt and pepper. **Serve hot.**

RECIPES FOR WAR

WARTIME MEAT RECIPES **PORK CHOPS**

1 1/2 lbs. pork chops **1/2 cup butter**

1/2 cup onion, chopped
1/2 cup green peas
1/2 cup milk
1/2 cup water
Salt and pepper

Put pork chops in a frying pan and cook over medium heat until browned. Add butter, onion, peas, milk and water. Simmer for 15 minutes. Season with salt and pepper. **Serve hot.**

RECIPES FOR WAR

WARTIME MEAT RECIPES **ROAST FRESH HAM**

1 1/2 lbs. fresh ham

1/2 cup onion, chopped
1/2 cup green peas
1/2 cup milk
1/2 cup water
Salt and pepper

Put fresh ham in a roasting pan and roast over low heat until browned. Add onion, peas, milk and water. Simmer for 15 minutes. Season with salt and pepper. **Serve hot.**

RECIPES FOR WAR

WARTIME MEAT RECIPES **PORK FEET**

1 1/2 lbs. pork feet

1/2 cup onion, chopped
1/2 cup green peas
1/2 cup milk
1/2 cup water
Salt and pepper

Put pork feet in a roasting pan and roast over low heat until browned. Add onion, peas, milk and water. Simmer for 15 minutes. Season with salt and pepper. **Serve hot.**

RECIPES FOR WAR

WARTIME MEAT RECIPES **STEWED PORK HEARTS with Rice**

1 1/2 lbs. pork hearts

1/2 cup onion, chopped
1/2 cup green peas
1/2 cup milk
1/2 cup water
Salt and pepper

Put pork hearts in a roasting pan and roast over low heat until browned. Add onion, peas, milk and water. Simmer for 15 minutes. Season with salt and pepper. **Serve hot.**

RECIPES FOR WAR

WARTIME MEAT RECIPES **PORK CHOPS**

1 1/2 lbs. pork chops

1/2 cup onion, chopped
1/2 cup green peas
1/2 cup milk
1/2 cup water
Salt and pepper

Put pork chops in a frying pan and cook over medium heat until browned. Add onion, peas, milk and water. Simmer for 15 minutes. Season with salt and pepper. **Serve hot.**

RECIPES FOR WAR

WARTIME MEAT RECIPES **ROAST LOIN OF PORK**

1 1/2 lbs. pork loin

1/2 cup onion, chopped
1/2 cup green peas
1/2 cup milk
1/2 cup water
Salt and pepper

Put pork loin in a roasting pan and roast over low heat until browned. Add onion, peas, milk and water. Simmer for 15 minutes. Season with salt and pepper. **Serve hot.**

RECIPES FOR WAR

WARTIME MEAT RECIPES **PORK FEET**

1 1/2 lbs. pork feet

1/2 cup onion, chopped
1/2 cup green peas
1/2 cup milk
1/2 cup water
Salt and pepper

Put pork feet in a roasting pan and roast over low heat until browned. Add onion, peas, milk and water. Simmer for 15 minutes. Season with salt and pepper. **Serve hot.**

RECIPES FOR WAR

WARTIME MEAT RECIPES **FRICASSEED PORK HEARTS**

1 1/2 lbs. pork hearts

1/2 cup onion, chopped
1/2 cup green peas
1/2 cup milk
1/2 cup water
Salt and pepper

Put pork hearts in a roasting pan and roast over low heat until browned. Add onion, peas, milk and water. Simmer for 15 minutes. Season with salt and pepper. **Serve hot.**

RECIPES FOR WAR

WARTIME MEAT RECIPES **PORK KNUCKLES**

1 1/2 lbs. pork knuckles

1/2 cup onion, chopped
1/2 cup green peas
1/2 cup milk
1/2 cup water
Salt and pepper

Put pork knuckles in a roasting pan and roast over low heat until browned. Add onion, peas, milk and water. Simmer for 15 minutes. Season with salt and pepper. **Serve hot.**

RECIPES FOR WAR

WARTIME MEAT RECIPES **PORK KIDNEY STEW**

1 1/2 lbs. pork kidneys

1/2 cup onion, chopped
1/2 cup green peas
1/2 cup milk
1/2 cup water
Salt and pepper

Put pork kidneys in a roasting pan and roast over low heat until browned. Add onion, peas, milk and water. Simmer for 15 minutes. Season with salt and pepper. **Serve hot.**

RECIPES FOR WAR

WARTIME MEAT RECIPES **BAKED PORK FEET**

1 1/2 lbs. pork feet

1/2 cup onion, chopped
1/2 cup green peas
1/2 cup milk
1/2 cup water
Salt and pepper

Put pork feet in a roasting pan and roast over low heat until browned. Add onion, peas, milk and water. Simmer for 15 minutes. Season with salt and pepper. **Serve hot.**

RECIPES FOR WAR

WARTIME MEAT RECIPES **PORK LIVER LOAF**

1 1/2 lbs. pork liver

1/2 cup onion, chopped
1/2 cup green peas
1/2 cup milk
1/2 cup water
Salt and pepper

Put pork liver in a roasting pan and roast over low heat until browned. Add onion, peas, milk and water. Simmer for 15 minutes. Season with salt and pepper. **Serve hot.**

RECIPES FOR WAR

WARTIME MEAT RECIPES **COUNTRY "BOILED" DINNER**

1 1/2 lbs. pork chops

1/2 cup onion, chopped
1/2 cup green peas
1/2 cup milk
1/2 cup water
Salt and pepper

Put pork chops in a frying pan and cook over medium heat until browned. Add onion, peas, milk and water. Simmer for 15 minutes. Season with salt and pepper. **Serve hot.**

RECIPES FOR WAR

WARTIME MEAT RECIPES **PORK KIDNEYS**

1 1/2 lbs. pork kidneys

1/2 cup onion, chopped
1/2 cup green peas
1/2 cup milk
1/2 cup water
Salt and pepper

Put pork kidneys in a roasting pan and roast over low heat until browned. Add onion, peas, milk and water. Simmer for 15 minutes. Season with salt and pepper. **Serve hot.**

RECIPES FOR WAR

WARTIME MEAT RECIPES **PORK TENDERLOIN CREOLE**

1 1/2 lbs. pork tenderloin

1/2 cup onion, chopped
1/2 cup green peas
1/2 cup milk
1/2 cup water
Salt and pepper

Put pork tenderloin in a roasting pan and roast over low heat until browned. Add onion, peas, milk and water. Simmer for 15 minutes. Season with salt and pepper. **Serve hot.**

RECIPES FOR WAR

WARTIME MEAT RECIPES **PORK LIVER**

1 1/2 lbs. pork liver

1/2 cup onion, chopped
1/2 cup green peas
1/2 cup milk
1/2 cup water
Salt and pepper

Put pork liver in a roasting pan and roast over low heat until browned. Add onion, peas, milk and water. Simmer for 15 minutes. Season with salt and pepper. **Serve hot.**

RECIPES FOR WAR

WARTIME MEAT RECIPES **BACKBONES**

1 1/2 lbs. pork backbones

1/2 cup onion, chopped
1/2 cup green peas
1/2 cup milk
1/2 cup water
Salt and pepper

Put pork backbones in a roasting pan and roast over low heat until browned. Add onion, peas, milk and water. Simmer for 15 minutes. Season with salt and pepper. **Serve hot.**

RECIPES FOR WAR

WARTIME MEAT RECIPES **PORK BRAINS**

1 1/2 lbs. pork brains

1/2 cup onion, chopped
1/2 cup green peas
1/2 cup milk
1/2 cup water
Salt and pepper

Put pork brains in a roasting pan and roast over low heat until browned. Add onion, peas, milk and water. Simmer for 15 minutes. Season with salt and pepper. **Serve hot.**

RECIPES FOR WAR

WARTIME MEAT RECIPES **SPARERIBS**

1 1/2 lbs. pork spareribs

1/2 cup onion, chopped
1/2 cup green peas
1/2 cup milk
1/2 cup water
Salt and pepper

Put pork spareribs in a roasting pan and roast over low heat until browned. Add onion, peas, milk and water. Simmer for 15 minutes. Season with salt and pepper. **Serve hot.**

RECIPES FOR WAR

WARTIME MEAT RECIPES **SPARERIBS**

1 1/2 lbs. pork spareribs

1/2 cup onion, chopped
1/2 cup green peas
1/2 cup milk
1/2 cup water
Salt and pepper

Put pork spareribs in a roasting pan and roast over low heat until browned. Add onion, peas, milk and water. Simmer for 15 minutes. Season with salt and pepper. **Serve hot.**

RECIPES FOR WAR

WARTIME MEAT RECIPES **PORK TENDERLOIN**

1 1/2 lbs. pork tenderloin

1/2 cup onion, chopped
1/2 cup green peas
1/2 cup milk
1/2 cup water
Salt and pepper

Put pork tenderloin in a roasting pan and roast over low heat until browned. Add onion, peas, milk and water. Simmer for 15 minutes. Season with salt and pepper. **Serve hot.**

RECIPES FOR WAR

WARTIME MEAT RECIPES **FRIED PORK BRAINS**

1 1/2 lbs. pork brains

1/2 cup onion, chopped
1/2 cup green peas
1/2 cup milk
1/2 cup water
Salt and pepper

Put pork brains in a roasting pan and roast over low heat until browned. Add onion, peas, milk and water. Simmer for 15 minutes. Season with salt and pepper. **Serve hot.**

RECIPES FOR WAR

WARTIME MEAT RECIPES **BARBECUED SPARERIBS**

1 1/2 lbs. pork spareribs

1/2 cup onion, chopped
1/2 cup green peas
1/2 cup milk
1/2 cup water
Salt and pepper

Put pork spareribs in a roasting pan and roast over low heat until browned. Add onion, peas, milk and water. Simmer for 15 minutes. Season with salt and pepper. **Serve hot.**

RECIPES FOR WAR

...for our patrons' health

Wash every piece carefully

WASH YOUR HANDS



Before touching
your **EYES**

DISTRICT OF COLUMBIA SOCIETY FOR THE PREVENTION OF BLINDNESS

... for our patrons' health

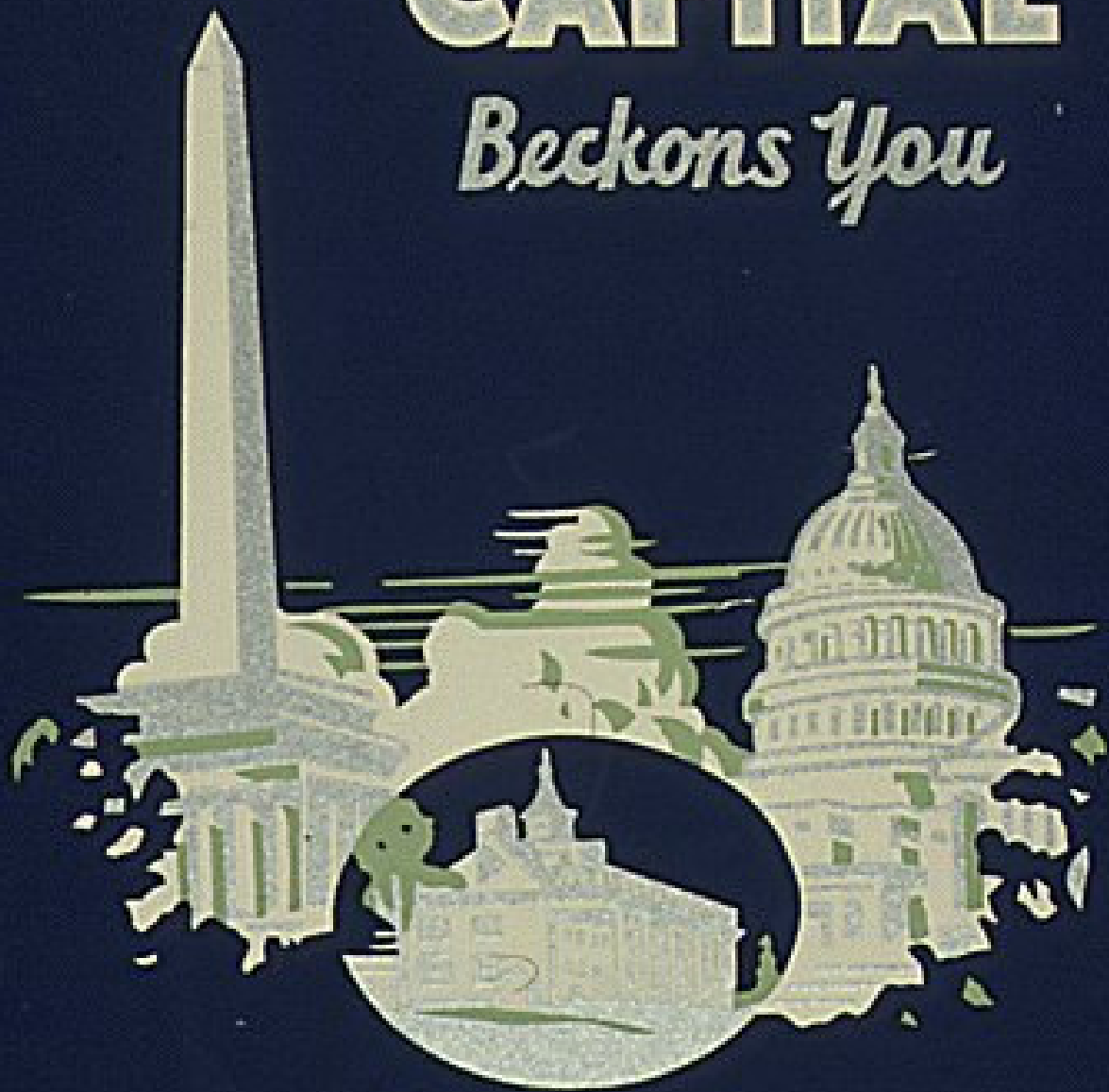



Wash your hands often

WASHINGTON

Your **NATIONAL
CAPITAL**

Beckons You





INAUGURATION OF GEORGE WASHINGTON
 AS THE FIRST PRESIDENT OF THE UNITED STATES OF AMERICA
 AT FEDERAL HALL, WALL ST., NEW YORK, APRIL 30TH 1789

PLAN OF THE CITY OF NEW YORK



Federal Hall, intersection of Wall, Nassau, and Broad Streets, New York City, as April 30, 1789, as recorded at the time of the sesquicentennial in 1939.
 Map of New York City, capital of the United States, by John W. Cole, July 1856, 2100'. Locations in red are Federal Hall, where the Congress met and the first
 inauguration took place, and the house at No. 8 Cherry Street, which was Washington's first Presidential residence.
 The earliest maps of each city show in red the house of President George Washington: New, Mount Vernon, Va., in New York City and of Vice President John Adams: New
 Rochelle, N.Y., in New York City in April, 1790, for their inaugurations.

The data was compiled by John W. Cole, New York City, N.Y., in 1856. The data was compiled by John W. Cole, New York City, N.Y., in 1856. The data was compiled by John W. Cole, New York City, N.Y., in 1856.



WASTE PAPER MAKES CONTAINERS FOR BLOOD PLASMA

SAVE IT... AND HELP
Save a life



U. S. VICTORY WASTE PAPER CAMPAIGN



WATER WASTE
means
WATER SHORTAGE



Run no more than you need—then turn it off tight!

